



**Electrolux**  
PROFESSIONAL

## Eco Preparation 1600 mm Hot Cupboard with Upstand

ITEM # \_\_\_\_\_

MODEL # \_\_\_\_\_

NAME # \_\_\_\_\_

SIS # \_\_\_\_\_

AIA # \_\_\_\_\_



132878 (MSR1617N)

Hot Cupboard, with 100mm  
upstand, 1600mm

### Short Form Specification

Item No. \_\_\_\_\_

Made entirely from stainless steel. Inner welded frame in stainless steel. Unique connection of panels to inner frame. Worktop in 304 AISI stainless steel (50mm high) incorporates a layer of sound deadening material and has upturned edges. Upstand (h=100mm)

### Main Features

- Digital display thermostat to control the internal temperature.
- Model specific to keep dishes warm.
- Handles in stainless steel for better hygiene and reliability.
- Sturdiness, stability and reliability of table accurately tested.
- 100 mm upstand with 13mm depth and 10 mm radiused corner, designed to be used against a wall.

### Construction

- Inner welded frame in stainless steel to guarantee superior strength and stability.
- Handles directly built into the sliding doors.
- Equipped with intermediate shelf which can be positioned at three different heights.
- Intermediate shelf in stainless steel with riveted corners and transversal reinforcement in stainless steel.
- Sturdy sound-deadened sliding doors on tracks located flush to the front of the frame.
- Easy access to the cupboard interior on all lengths guaranteed by the use of only 2 doors.
- Constructed entirely in stainless steel to offer maximum durability.
- Constructed entirely in stainless steel to offer maximum durability.
- Base panel has 40mm high profile, is 8/10 in thickness with upturned edges and bar reinforcement. It is welded to legs for further structure reinforcement.
- 304 AISI stainless steel feet, 150 mm high and 54 mm in diameter, adjustable by -35/+25 mm.
- 50 mm worktop in 304 AISI stainless steel.

### Optional Accessories

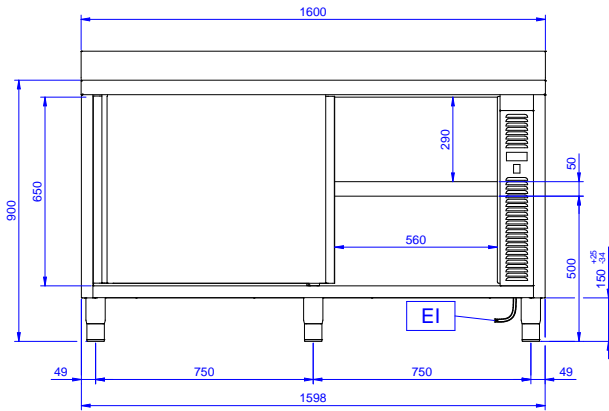
- Wheel kit for cupboards, 4 wheels (2 with brakes), D=100 mm PNC 855299

APPROVAL: \_\_\_\_\_

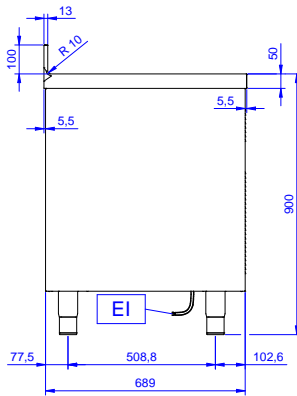


Experience the Excellence  
[www.electroluxprofessional.com](http://www.electroluxprofessional.com)

Front

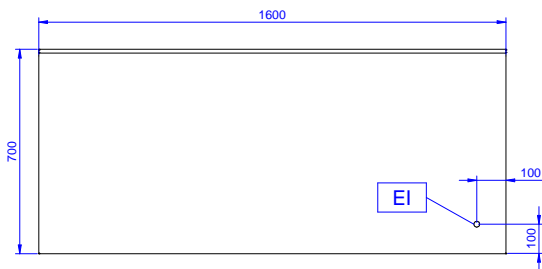


Side



EI = Electrical inlet (power)

Top



## Electric

|                 |                          |
|-----------------|--------------------------|
| Supply voltage: | 220-240 V/1N ph/50/60 Hz |
| Total Watts:    | 2.4 kW                   |

## Key Information:

|                              |          |
|------------------------------|----------|
| Cabinet width:               | 1430 mm  |
| Cabinet depth:               | 645 mm   |
| Cabinet height:              | 610 mm   |
| Cabinet temperature:         | 50-75 °C |
| External dimensions, Width:  | 1600 mm  |
| External dimensions, Depth:  | 700 mm   |
| External dimensions, Height: | 1000 mm  |
| Upstand Dimensions, Height:  | 100 mm   |
| Upstand Dimensions, Depth:   | 13 mm    |
| Upstand Dimensions, Radius:  | R=10     |
| Worktop thickness:           | 50 mm    |
| Net weight:                  | 65 kg    |